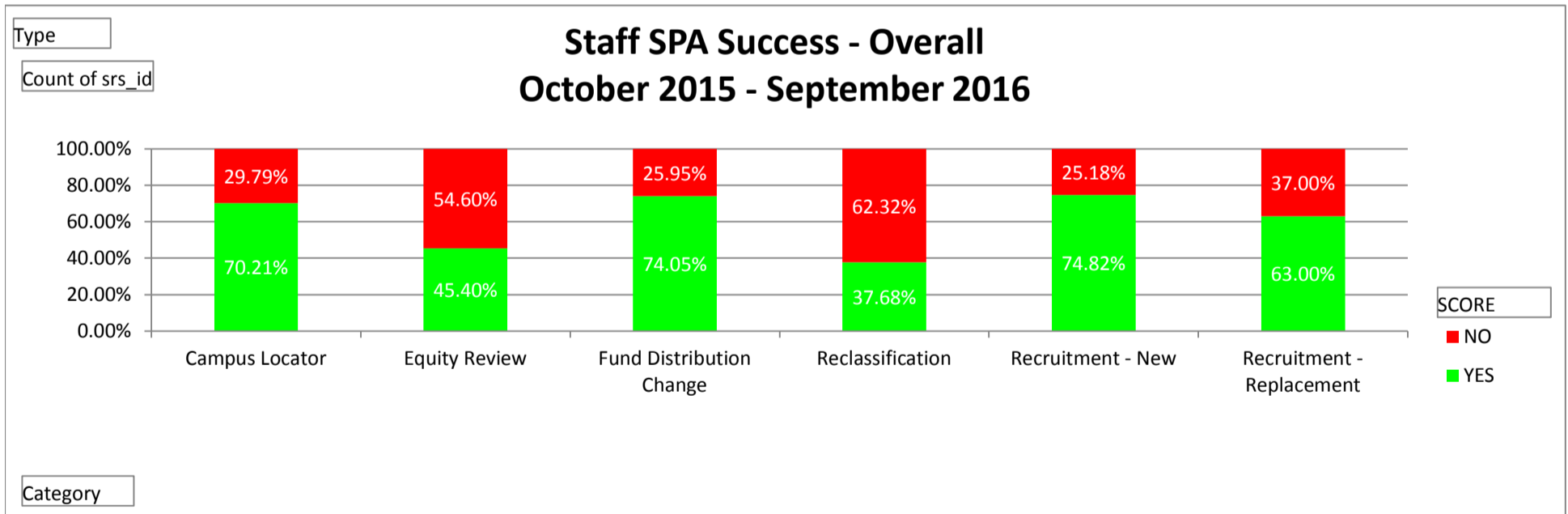


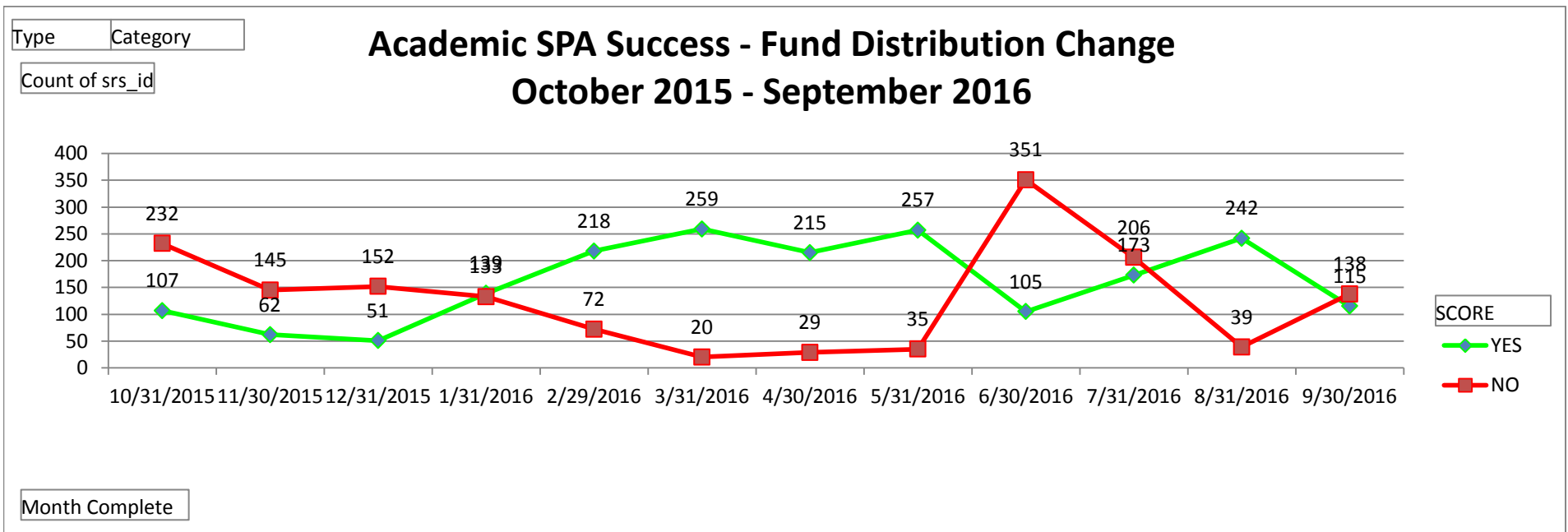
Type acad

Count of srs_id	Column Labels		Grand Total
Row Labels	YES	NO	
Additional Pay	88.49%	11.51%	100.00%
Fund Distribution Change	55.59%	44.41%	100.00%
Grand Total	69.07%	30.93%	100.00%



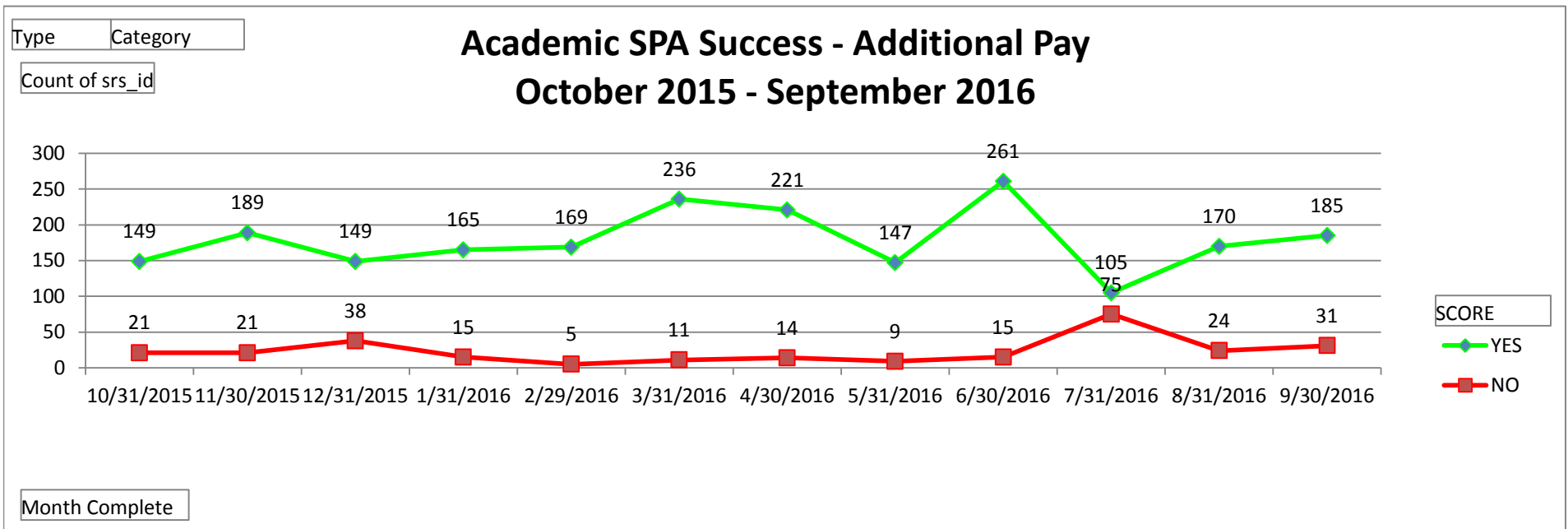
Type staff

Count of srs_id	Column Labels		Grand Total
Row Labels	YES	NO	
Campus Locator	70.21%	29.79%	100.00%
Equity Review	45.40%	54.60%	100.00%
Fund Distribution Change	74.05%	25.95%	100.00%
Reclassification	37.68%	62.32%	100.00%
Recruitment - New	74.82%	25.18%	100.00%
Recruitment - Replacement	63.00%	37.00%	100.00%
Grand Total	71.21%	28.79%	100.00%



Type: acad
Category: Fund Distribution Change

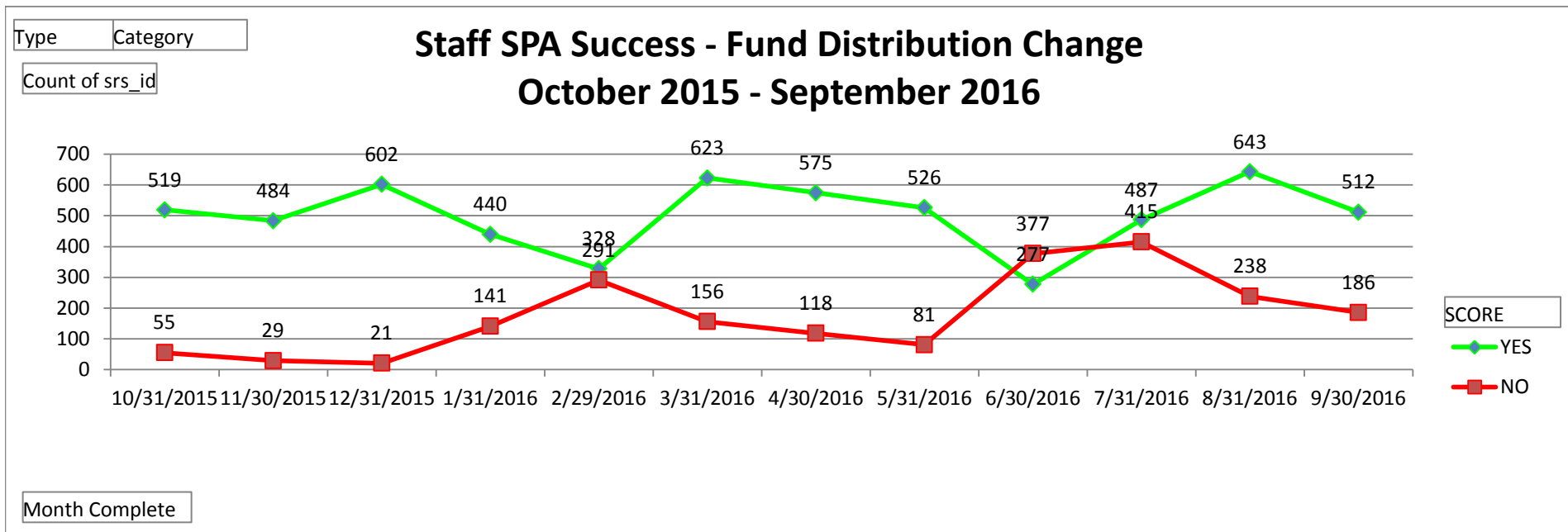
Count of srs_id	Column Labels		Grand Total
Row Labels	YES	NO	Grand Total
10/31/2015	107	232	339
11/30/2015	62	145	207
12/31/2015	51	152	203
1/31/2016	139	133	272
2/29/2016	218	72	290
3/31/2016	259	20	279
4/30/2016	215	29	244
5/31/2016	257	35	292
6/30/2016	105	351	456
7/31/2016	173	206	379
8/31/2016	242	39	281
9/30/2016	115	138	253
Grand Total	1943	1552	3495



Type: acad
Category: Additional Pay

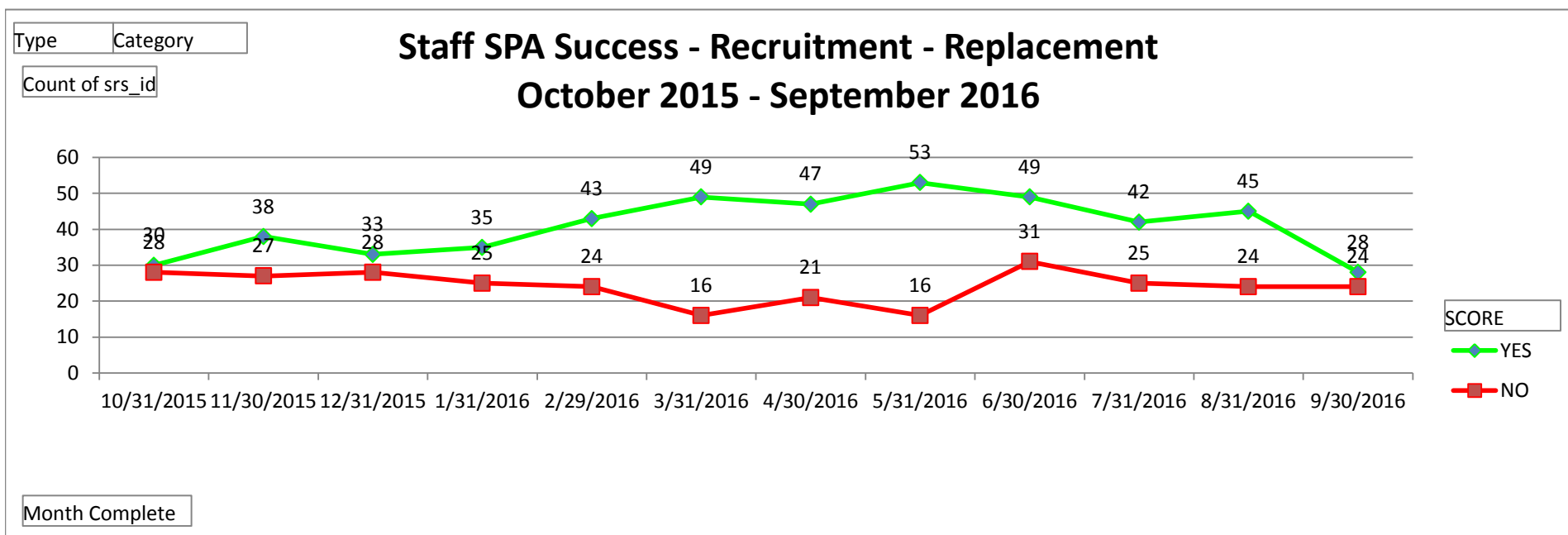
Count of srs_id	Column Labels		Grand Total
Row Labels	YES	NO	Grand Total
10/31/2015	149	21	170
11/30/2015	189	21	210
12/31/2015	149	38	187
1/31/2016	165	15	180
2/29/2016	169	5	174
3/31/2016	236	11	247

4/30/2016	221	14	235
5/31/2016	147	9	156
6/30/2016	261	15	276
7/31/2016	105	75	180
8/31/2016	170	24	194
9/30/2016	185	31	216
Grand Total	2146	279	2425



Type staff
 Category Fund Distribution Change

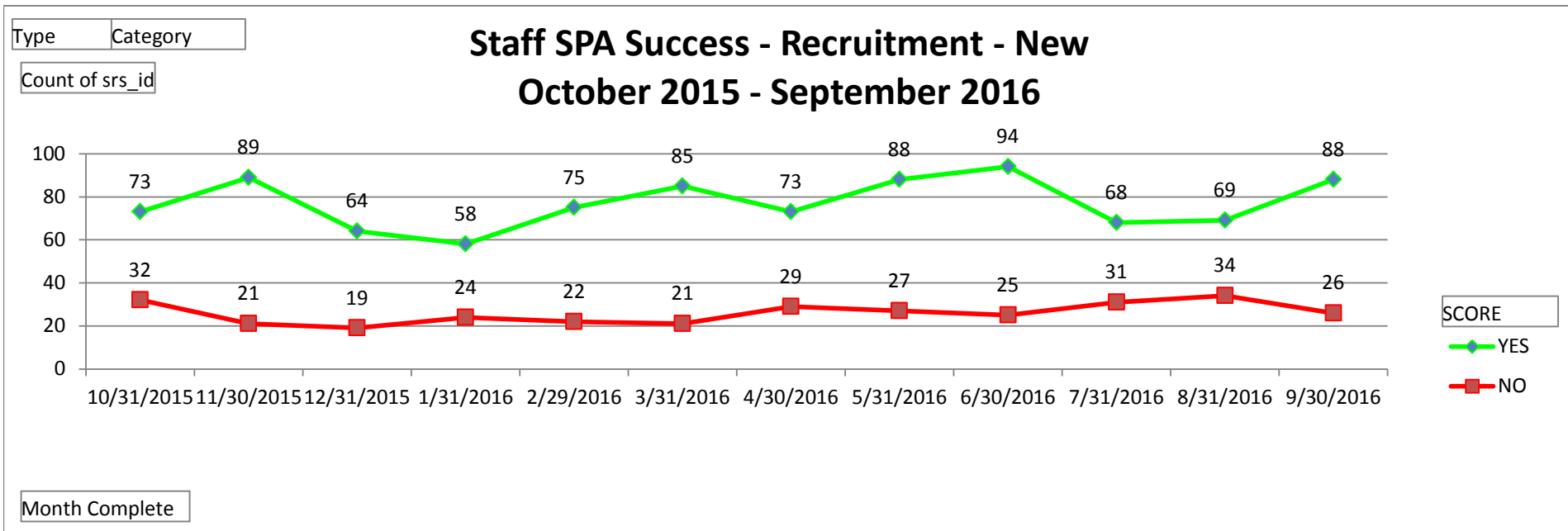
Count of srs_id	Column Labels		Grand Total
Row Labels	YES	NO	Grand Total
10/31/2015	519	55	574
11/30/2015	484	29	513
12/31/2015	602	21	623
1/31/2016	440	141	581
2/29/2016	328	291	619
3/31/2016	623	156	779
4/30/2016	575	118	693
5/31/2016	526	81	607
6/30/2016	277	377	654
7/31/2016	487	415	902
8/31/2016	643	238	881
9/30/2016	512	186	698
Grand Total	6016	2108	8124



Type staff
 Category Recruitment - Replacement

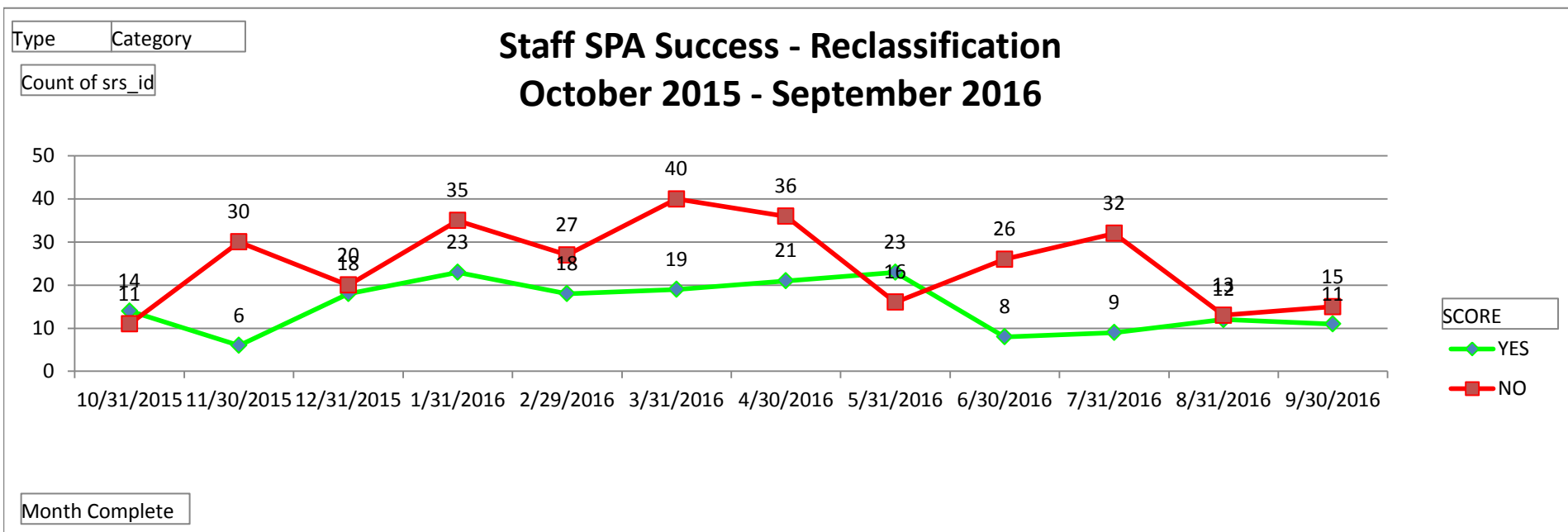
Count of srs_id	Column Labels		Grand Total
Row Labels	YES	NO	Grand Total
10/31/2015	30	28	58
11/30/2015	38	27	65
12/31/2015	33	28	61
1/31/2016	35	25	60
2/29/2016	43	24	67
3/31/2016	49	16	65

4/30/2016	47	21	68
5/31/2016	53	16	69
6/30/2016	49	31	80
7/31/2016	42	25	67
8/31/2016	45	24	69
9/30/2016	28	24	52
Grand Total	492	289	781



Type	staff
Category	Recruitment - New

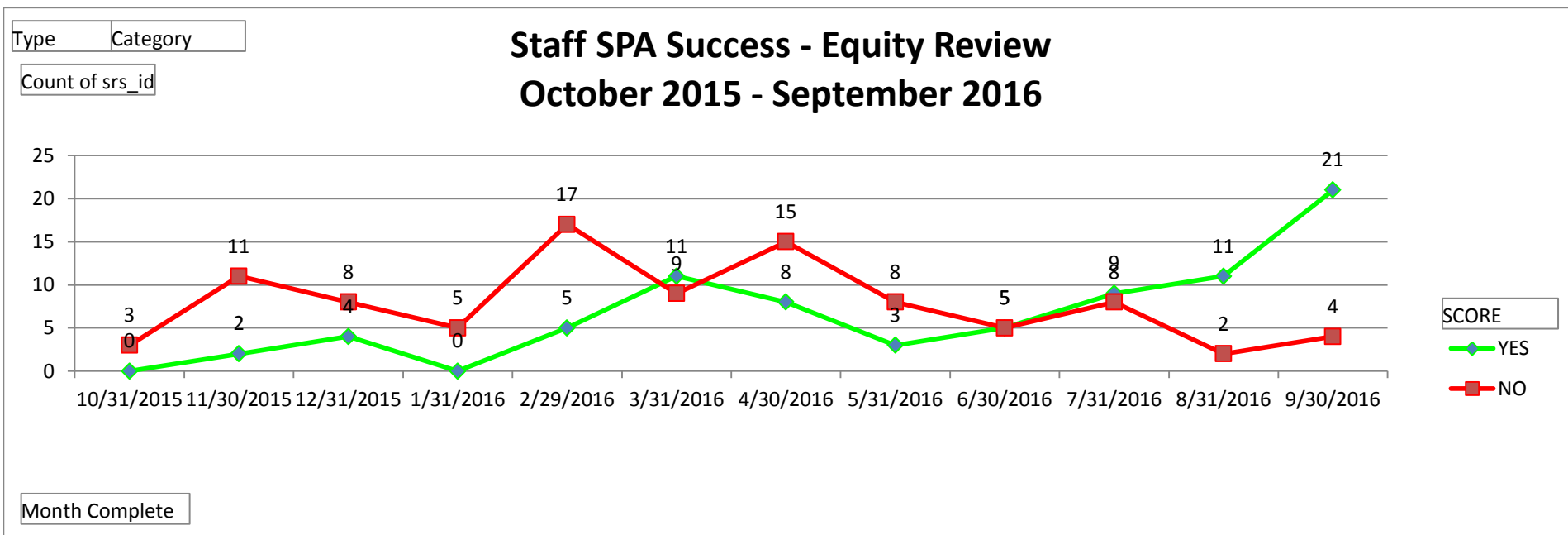
Count of srs_id	Column Labels	YES	NO	Grand Total
10/31/2015		73	32	105
11/30/2015		89	21	110
12/31/2015		64	19	83
1/31/2016		58	24	82
2/29/2016		75	22	97
3/31/2016		85	21	106
4/30/2016		73	29	102
5/31/2016		88	27	115
6/30/2016		94	25	119
7/31/2016		68	31	99
8/31/2016		69	34	103
9/30/2016		88	26	114
Grand Total		924	311	1235



Type	staff
------	-------

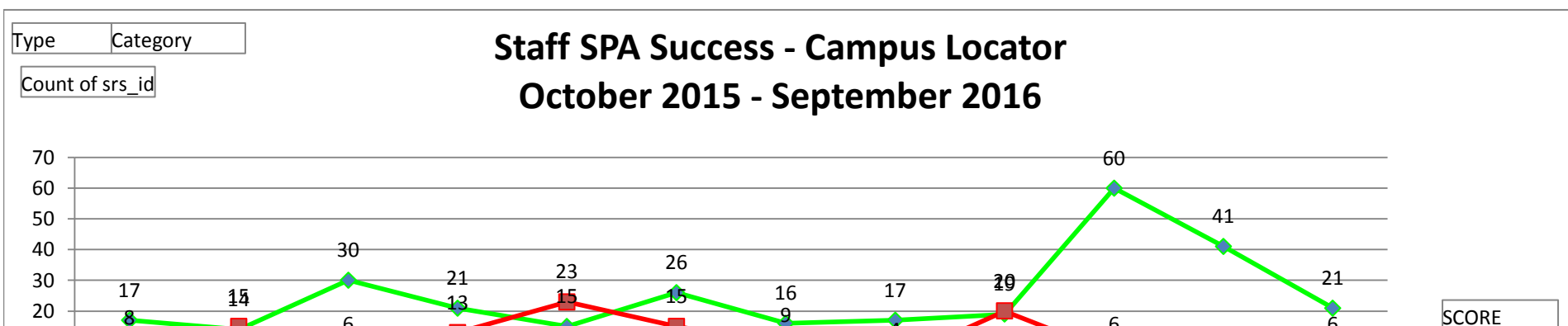
Category Reclassification

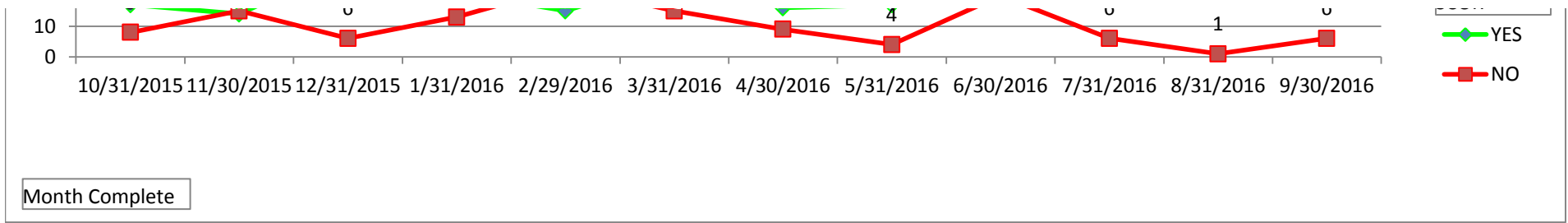
Count of srs_id	Column Labels			
Row Labels	YES	NO	Grand Total	
10/31/2015		14	11	25
11/30/2015		6	30	36
12/31/2015		18	20	38
1/31/2016		23	35	58
2/29/2016		18	27	45
3/31/2016		19	40	59
4/30/2016		21	36	57
5/31/2016		23	16	39
6/30/2016		8	26	34
7/31/2016		9	32	41
8/31/2016		12	13	25
9/30/2016		11	15	26
Grand Total	182	301	483	



Type staff
 Category Equity Review

Count of srs_id	Column Labels			
Row Labels	YES	NO	Grand Total	
10/31/2015		0	3	3
11/30/2015		2	11	13
12/31/2015		4	8	12
1/31/2016		0	5	5
2/29/2016		5	17	22
3/31/2016		11	9	20
4/30/2016		8	15	23
5/31/2016		3	8	11
6/30/2016		5	5	10
7/31/2016		9	8	17
8/31/2016		11	2	13
9/30/2016		21	4	25
Grand Total	79	95	174	





Type staff
 Category Campus Locator

Count of srs_id	Column Labels		Grand Total
Row Labels	YES	NO	
10/31/2015	17	8	25
11/30/2015	14	15	29
12/31/2015	30	6	36
1/31/2016	21	13	34
2/29/2016	15	23	38
3/31/2016	26	15	41
4/30/2016	16	9	25
5/31/2016	17	4	21
6/30/2016	19	20	39
7/31/2016	60	6	66
8/31/2016	41	1	42
9/30/2016	21	6	27
Grand Total	297	126	423